Price Action Trading Secrets PDF

Rayner Teo

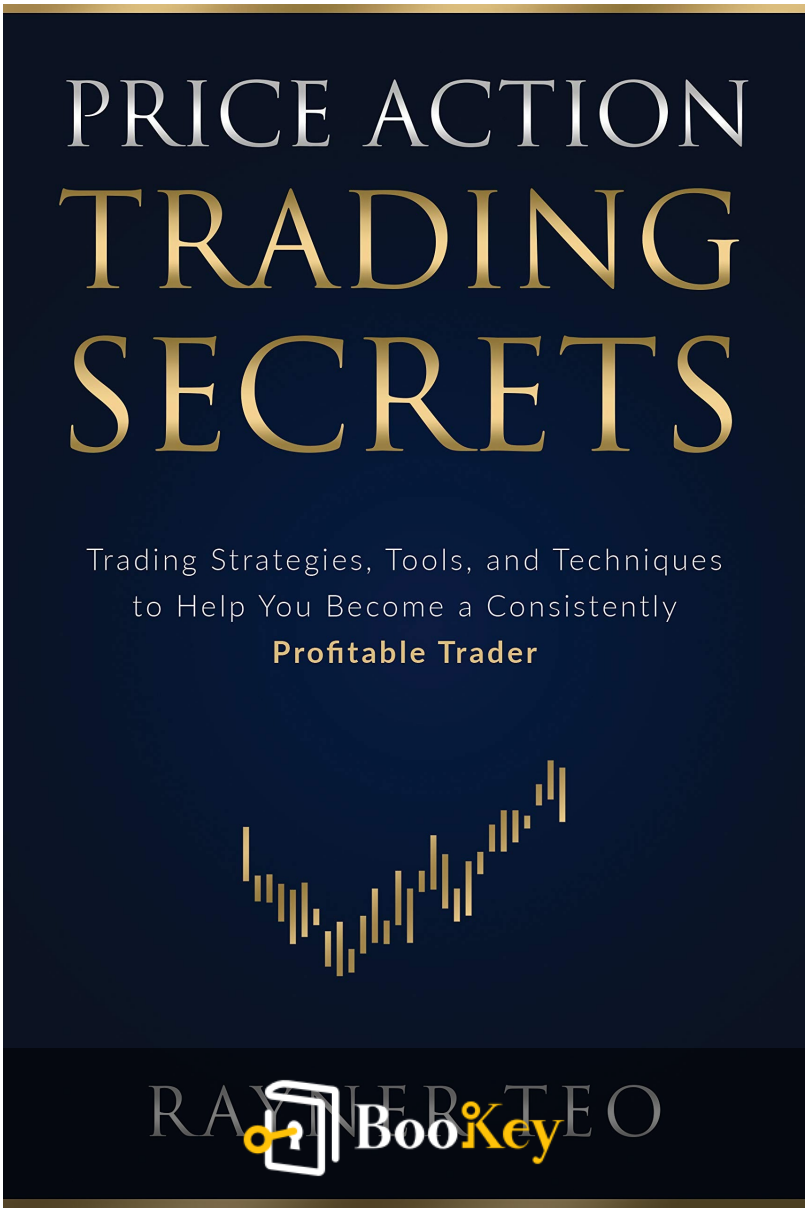

More Free Book
Scan to Download
Listen It

Price Action Trading Secrets

Unlock the secrets to consistent profits through price action trading.

Written by Bookey

Check more about Price Action Trading Secrets Summary

Listen Price Action Trading Secrets Audiobook

More Free Book

Scan to Download

Listen It

About the book

Unveil the secrets of the markets with "Price Action Trading Secrets" by Rayner Teo, your go-to guide for mastering profitable trading strategies. This comprehensive book empowers you to interpret the market's “secret language” without the clutter of indicators, news, or signal services. Inside, you will learn essential techniques to enhance your trading effectiveness, including the ten fundamental laws that separate successful traders from the 95% who consistently lose. Discover the four crucial types of market structures, gain insights into support and resistance dynamics, and unlock the power of candlestick patterns to refine your entry and exit strategies. With over 70 detailed charts and examples, this book breaks down complex concepts into straightforward, actionable steps, making it accessible for novices and experienced traders alike. Whether you're involved in forex, stocks, or cryptocurrencies, "Price Action Trading Secrets" equips you with the skills needed to elevate your trading results. Transform your trading journey today!

More Free Book

Scan to Download

Listen It

About the author

Rayner Teo is a renowned trader, educator, and founder of TradingwithRayner, a widely respected online platform dedicated to helping traders master price action trading strategies. With a background in finance and years of hands-on experience in the markets, Rayner has cultivated a reputation for his clear, no-nonsense approach to trading education. His insights, shared through various channels including YouTube, blogs, and social media, empower traders to develop their skills and confidence, emphasizing the importance of risk management and psychological discipline. Through his work, Rayner has inspired a global community of traders, making complex market concepts accessible and actionable.

More Free Book

Scan to Download

Listen It

Ad

Scan to Download

Try Bookey App to read 1000+ summary of world best books

Unlock 1000+ Titles, 80+ Topics

New titles added every week

Brand | Leadership & Collaboration | Time Management | Relationship & Communication

ness Strategy | Creativity | Public | Money & Investing | Know Yourself | Positive P

Entrepreneurship | World History | Parent-Child Communication | Self-care | Mind & Spi

Insights of world best books

Free Trial with Bookey

Summary Content List

Chapter 1 : The Natural Laws of Trading That Nobody Tells You

Chapter 2 : What is Price Action Trading and How Does it Work?

Chapter 3 : Market Structure: Decoding the Secret Behavior of the Markets

Chapter 4 : The Truth About Support and Resistance

Chapter 5 : How to Master Candlestick Patterns Like a Pro

Chapter 6 : The Secret to Risk and Trade Management

Chapter 7 : Trading Formulas: How to Develop Winning Strategies to Beat the Markets

Chapter 8 : Advanced Price Action Trading Techniques That Nobody Tells You

Chapter 9 : Trading Examples

More Free Book

Scan to Download

Listen It

Chapter 1 Summary : The Natural Laws of Trading That Nobody Tells You

Key Concept	Description
Consistency in Actions	Adhere to a consistent strategy to achieve consistent results and avoid impulsive decisions during losing streaks.
Having an Edge in the Markets	A successful trading strategy must provide a competitive edge; without it, profitability is challenging.
Understanding the Law of Large Numbers	Short-term results may seem random, but over many trades, they align with expectations. Stick to your strategy despite losses.
Risk Management	Effective risk management is essential to avoid substantial losses, even with a winning strategy.
Capital Requirements	Profits are proportional to account size; sufficient capital is necessary for successful trading.
Compounding Returns	Focus on compounding returns over time for significant wealth accumulation, avoiding early withdrawals of profits.
No Best Trading Strategy	No single trading strategy works for everyone; effectiveness varies by individual goals and market conditions.
Market Variability	Strategies may not work all the time due to changing conditions; adopt a defensive approach to protect profits.
Frequency of Trades	Higher trading frequency can exploit the law of large numbers, but challenges exist for retail traders due to costs.
Get-Rich-Slow Mentality	View trading as a long-term endeavor; regular contributions and compound growth lead to financial success over time.
Conclusion	Fundamental principles such as consistency, risk management, and patience are essential for long-term trading success.

More Free Book
Scan to Download
Listen It

The Natural Laws of Trading That Nobody Tells You

Consistency in Actions

To achieve consistent results in trading, adhere to a consistent strategy. Deviating during losing streaks can lead to impulsive decisions that undermine your trading performance.

Having an Edge in the Markets

A successful trading strategy must provide a competitive edge. Without it, you will struggle to remain profitable, regardless of risk management or discipline.

Understanding the Law of Large Numbers

Results in trading can appear random in the short term but will align with expectations over a larger number of trades. Don't abandon your strategy based on a few losses.

More Free Book
Scan to Download
Listen It

Risk Management

Effective risk management is crucial. Poor risk strategies can lead to substantial losses, regardless of having a winning strategy.

Capital Requirements

Trading requires capital to generate profit. Returns are proportional to your account size, emphasizing the importance of sufficient funding.

Compounding Returns

To accumulate significant wealth, focus on compounding your returns over time. Maintaining your profits rather than withdrawing them can yield substantial long-term growth.

No Best Trading Strategy

There is no universally "best" trading strategy; effectiveness varies based on individual goals and market conditions. Understand your objectives to select the most suitable strategy.

More Free Book
Scan to Download
Listen It

Market Variability

Trading strategies cannot work all the time due to changing market conditions. Expect fluctuations and maintain a defensive approach to protect profits.

Frequency of Trades

To increase daily profits, higher trading frequency can leverage the law of large numbers. However, retail traders face challenges due to costs and limited opportunities.

Get-Rich-Slow Mentality

Trading should be viewed as a long-term endeavor rather than a quick scheme for wealth. Regular contributions to your account and compound growth will lead to financial success over time.

Conclusion

Understanding these fundamental trading principles helps create a foundation for successful trading. Emphasize

More Free Book
Scan to Download
Listen It

consistency, risk management, and patience for long-term profitability.

More Free Book
Scan to Download
Listen It

Critical Thinking

Key Point:Understanding the Law of Large Numbers is essential for trading success.

Critical Interpretation:Rayner Teo emphasizes that while trading results may seem random in the short term, they will align with expected outcomes when analyzed over a larger sample size. This insight can help traders maintain their strategies even during losing streaks. However, one should critically assess Teo's perspective since relying solely on this principle could lead to complacency and neglect of necessary adjustments depending on market conditions (Baker, H. K., & Nofsinger, J. R. (2010). Behavioral Finance: Investors, Corporations, and Markets). Market dynamics can shift drastically, and the belief that past performance will predict future results is a common fallacy (Malkiel, B. G. (2005). A Random Walk Down Wall Street). Furthermore, thriving traders often adapt their methods to suit evolving markets rather than solely relying on statistical principles.

More Free Book
Scan to Download
Listen It

Chapter 2 Summary : What is Price Action Trading and How Does it Work?

Section	Summary
Understanding Price Action Trading	Focuses on the imbalance between buying and selling pressure for effective timing of entries and exits; emphasizes the strength of pressures over mere number of buyers/sellers.
Benefits of Price Action Trading	Fundamentals are Secondary: Price reflects market sentiment; can move irrespective of news. Objective Insights: Offers an unmanipulated market view, free from indicator distortions. Timely Entries and Exits: Allows quicker responses to market changes compared to lagging indicators. Framework for Various Market Conditions: Provides structure on when to buy, sell, or abstain from trading.
Downsides of Price Action Trading	Challenges in Backtesting: Discretionary strategies are difficult to backtest accurately due to biases. Time-Consuming Validation: Live trading can take much time for strategy validation, especially for long-term traders. Subjectivity: Interpretations can vary among traders unless a standardized framework is applied.
Conclusion	Price action trading provides essential tools for trading but comes with challenges. Understanding these is crucial for effective implementation. The next chapter will focus on market structure.

More Free Book
Scan to Download
Listen It

Summary of Chapter 2: What is Price Action Trading and How Does it Work?

Understanding Price Action Trading

Price action trading focuses on the imbalance between buying and selling pressure to time entries and exits effectively. Contrary to popular belief, price movements are not merely about the number of buyers versus sellers but rather the strength of their respective pressures.

Benefits of Price Action Trading

-
Fundamentals are Secondary
: Traders can disregard fundamental news as price itself reflects market sentiment. Price movements can occur irrespective of news, exemplified by AMD's 700% gain despite negative earnings.
-
Objective Insights
: Price action trading offers an unmanipulated view of the

More Free Book
Scan to Download
Listen It

market, free from the distortions that can affect trading indicators.

-

Timely Entries and Exits

: Relying on price action allows traders to respond faster to market changes compared to the lagging indicators.

-

Framework for Various Market Conditions

: Price action provides a structured approach, guiding traders on when to buy, sell, or stay out of the market.

Downsides of Price Action Trading

-

Challenges in Backtesting

: Accurately backtesting discretionary strategies is difficult due to potential biases influencing results.

-

Time-Consuming Validation

: Live trading (forward testing) can take considerable time to validate strategies, especially for long-term traders.

-

Subjectivity

: Price action trading is discretionary, leading to different

More Free Book
Scan to Download
Listen It

interpretations among traders unless a standardized framework is utilized.

Conclusion

While price action trading equips traders with essential tools for navigating market conditions, it is not without challenges. Understanding its pros and cons is crucial for effective implementation in trading practices. In the following chapter, the focus will shift to market structure to further enhance trading strategies.

More Free Book
Scan to Download
Listen It

Example

Key Point:Objective Understanding of Market Sentiment

Example:Imagine you're about to make a trade on a volatile stock. Instead of worrying about the latest news updates or economic reports, you focus solely on the candlestick patterns developing on your chart. You notice a series of higher highs and higher lows, indicating strong buying pressure. Trusting this visual evidence, you enter the market with confidence, leaving behind the noise of external factors. This moment illustrates the key point of price action trading—you rely on raw market data to make smarter, real-time decisions, leading to potentially profitable entries and exits.

More Free Book

Scan to Download

Listen It

Chapter 3 Summary : Market Structure: Decoding the Secret Behavior of the Markets

Market Structure: Decoding the Secret Behavior of the Markets

When I began trading, I was curious about the hidden patterns that experienced traders might understand. My exploration led me to the teachings of Richard Wyckoff and Stan Weinstein, which helped clarify how the market operates not in a linear fashion, but in stages: accumulation, advancing, distribution, and declining. Understanding these stages can eliminate uncertainty about when to buy or sell.

1. Accumulation Stage

The accumulation stage follows a price decline and appears as a range within a downtrend. Buyers enter the market at perceived "cheap" prices while sellers are still active. This stage signifies that smart money is accumulating positions in anticipation of a price increase.

More Free Book
Scan to Download
Listen It

- Occurs after at least five months of price decline.
- Looks like a range market with support and resistance.
- The 200-day moving average (MA) begins to flatten.

It's important to note that a breakout can occur either upwards or downwards, thus maintaining a probabilistic mindset is crucial.

2. Advancing Stage

The advancing stage happens when the price breaks through resistance from the accumulation stage, establishing an uptrend as buying pressure surpasses selling pressure.

- Occurs after a breakout from accumulation.
- Characterized by higher highs and lows.
- Price is above the 200-day MA, which points upwards.

3. Distribution Stage

Install Bookey App to Unlock Full Text and Audio

More Free Book

Scan to Download

Listen It

Ad

Scan to Download

Why Bookey is must have App for Book Lovers

30min Content
The deeper and clearer interpretation we provide, the better grasp of each title you have.

Text and Audio format
Absorb knowledge even in fragmented time.

Quiz
Check whether you have mastered what you just learned.

And more
Multiple Voices & fonts, Mind Map, Quotes, IdeaClips...

Free Trial with Bookey

Chapter 4 Summary : The Truth About Support and Resistance

The Truth About Support and Resistance

Support and resistance are crucial concepts for price action traders, representing horizontal areas on charts where buying or selling pressure can influence price movement.

Understanding Support and Resistance

- **Support**
: A level where buying pressure may push prices higher.
- **Resistance**
: A level where selling pressure may push prices lower.
- **Purpose**
: They help traders identify opportunities to buy low and sell high.

More Free Book
Scan to Download
Listen It

Drawing Support and Resistance

-
Guidelines
:
  - Zoom out to view at least 300 candles.
  - Focus on the most obvious levels.
  - Adjust levels to capture as many "touches" as possible.

-
Subjectivity
: Drawing these levels can be subjective, and is best learned through practice and training.

Common Misconceptions

-
Strength of Levels
: The more frequently support or resistance is tested, the weaker the level becomes, contrary to traditional teachings.

-
Market Dynamics
:

More Free Book
Scan to Download
Listen It

- Buying and selling pressure from various traders can change the likelihood of a level holding.
- As orders get filled from repeated tests, potential buyers may diminish, leading to breakouts.

Areas vs. Lines

- Support and resistance should be treated as areas rather than strict lines due to trader behaviors (FOMO vs. seeking optimal prices).

Breaks and Reversals

-
Support becomes Resistance
: When price breaks below support, it may act as resistance in the future, often due to trader behavior (i.e., loss aversion).

-
Self-Fulfilling Prophecies
: Common perceptions in the market can create predictable behaviors, but relying solely on them must be done cautiously.

More Free Book
Scan to Download
Listen It

Identifying Areas of Value Beyond Support and Resistance

- Other tools include moving averages, trendlines, and channels, which also serve as reference points for potential buying or selling.

Indicators of Breakouts

- **Resistance**
: Likely to break in an uptrend (higher highs and lows).
- **Support**
: Likely to break in a downtrend (lower highs and lows).
- Observing patterns like higher lows into resistance or lower highs into support can give hints about strength or weakness.

Conclusion

To effectively utilize support and resistance in trading:
- Recognize their roles as areas of buying/selling pressure.
- Note that repeated testing can lead to breakdowns.
- Understand market trends to gauge potential breaks.

More Free Book
Scan to Download
Listen It

- Apply supplementary tools for a holistic analysis.

This chapter emphasizes the essential nature of support and resistance in determining where to buy and sell while highlighting the complexities involved in predicting market movements.

More Free Book
Scan to Download
Listen It

Critical Thinking

Key Point:Support and Resistance are not foolproof indicators for trading decisions.

Critical Interpretation:While Rayner Teo emphasizes the significance of support and resistance in price action trading, one must approach these concepts critically, recognizing that their effectiveness can fluctuate with market dynamics and trader psychology. For instance, while Teo points out that repeated tests can weaken these levels, contrary theories suggest that stronger levels can also lead to greater reversals when tested multiple times. Sources such as the book "Technical Analysis of the Financial Markets" by John Murphy can provide a contrasting viewpoint, highlighting that the interpretation of these levels can vary greatly among traders. Thus, traders should remain open to multiple analyses rather than relying solely on Teo's assertions.

More Free Book
Scan to Download
Listen It

Chapter 5 Summary : How to Master Candlestick Patterns Like a Pro

How to Master Candlestick Patterns Like a Pro

Back in my army days, I began learning about financial markets and stumbled upon Steve Nison's *Japanese Candlestick Charting Techniques*, which revolutionized my understanding of trading. Although I initially memorized various patterns, I realized that profits weren’t coming from this memorization. This chapter aims to teach you about candlestick patterns, how they function, and why memorization isn’t necessary.

Understanding Candlestick Patterns

Candlestick patterns originate from a Japanese rice trader, Munehisa Homma, in the 1700s and were popularized in the West by Steve Nison. A candlestick pattern consists of four data points: Open, High, Low, and Close. Understanding how to read these patterns is crucial for interpreting market behavior.

More Free Book
Scan to Download
Listen It

Bullish Reversal Candlestick Patterns

These patterns indicate that buyers are gaining control, but it's essential to consider market conditions before acting. Key patterns include:

-

Hammer

: A one-candle pattern occurring after a price decline, characterized by a small upper shadow and a lower shadow two or three times the body’s length.

-

Bullish Engulfing Pattern

: A two-candle pattern where the second candle fully engulfs the first, indicating that buyers have gained the upper hand.

-

Piercing Pattern

: A second candle closes above the halfway point of the first candle, signaling a shift towards buying pressure.

-

Tweezer Bottom

: A two-candle pattern showing two attempts to decline in price which result in higher closes, indicating a potential upward movement.

More Free Book
Scan to Download
Listen It

-

Morning Star

: A three-candle pattern showing a decline followed by indecision and then a strong close by buyers.

Bearish Reversal Candlestick Patterns

These signify that sellers are gaining control but also require market condition considerations. Important patterns include:

-

Shooting Star

: A one-candle pattern that indicates rejection of higher prices, closing near the low after a price advance.

-

Bearish Engulfing Pattern

: A two-candle pattern where the second candle fully engulfs the previous one, revealing seller dominance.

-

Dark Cloud Cover

: Similar to the bearish engulfing but closes within the previous body's range, indicating reduced strength.

-

Tweezer Top

: A two-candle pattern that indicates difficulty in moving

More Free Book
Scan to Download
Listen It

higher, suggesting a potential decline.

-

Evening Star

: A three-candle pattern with initial buyer control, but a shift after a small, indecisive second candle leading to a bearish close.

Understanding Any Candlestick Pattern Without Memorization

To analyze any candlestick pattern, focus on these questions:

1. **Where did the price close relative to the range?**
   This will help you identify who is currently in control.
2. **What's the size of the candlestick pattern relative to earlier ones?**
   This measures the strength behind the move.

By examining these elements, you can effectively interpret various candlestick patterns without memorizing names or characteristics.

Purpose of Candlestick Patterns

More Free Book
Scan to Download
Listen It

Candlestick patterns serve as entry triggers, helping to time trades. While they indicate market control, they should not be used in isolation; always consider market context, structure, and key levels of support and resistance.

In summary, candlestick patterns reveal market control and strength, acting as valuable tools for timing entries in your trading strategy.

More Free Book

Scan to Download

Listen It

Chapter 6 Summary : The Secret to Risk and Trade Management

The Secret to Risk and Trade Management

Introduction

During the 2008 financial crisis, a once-successful trader ended up driving a cab after failing to manage his risk. The chapter emphasizes the importance of risk management in trading, highlighting that playing great defense is key to survival.

Understanding Stop Hunting

- The market functions to facilitate transactions, creating liquidity.
- Institutions may trigger stop losses to acquire better entry prices by pushing the market lower.
- Retail traders should avoid placing stop losses too close to levels of support or resistance to prevent being "stop hunted."

More Free Book
Scan to Download
Listen It

Setting a Proper Stop Loss

- A stop loss should align with "barriers" such as support, resistance, and swing points.
- Traders should add a buffer beyond these levels to prevent premature stops.
- Set the stop loss at a level that invalidates the trading setup, ensuring it's strategically placed relative to market structures.

Calculating Position Size in Forex

- Risk management relies on controlling losses to avoid severe drawdowns.
- Risk only a small percentage of your capital per trade (recommended max: 1%).
- Use the formula: Position size = Amount risking / (stop loss * value per pip) for forex trading examples.

Install Bookey App to Unlock Full Text and Audio

More Free Book

Scan to Download

Listen It

Ad

Scan to Download

App Store
Editors' Choice

22k 5 star review

Positive feedback

Sara Scholz

tes after each book summary
erstanding but also make the
and engaging. Bookey has
ding for me.

Fantastic!!!

Masood El Toure

I'm amazed by the variety of books and languages Bookey supports. It's not just an app, it's a gateway to global knowledge. Plus, earning points for charity is a big plus!

Fi
Ab
bo
to
my

José Botín

ding habit
p's design
ual growth

Love it!

Wonnie Tappkx

Bookey offers me time to go through the important parts of a book. It also gives me enough idea whether or not I should purchase the whole book version or not! It is easy to use!

Time saver!

Bookey is my go-to app for
summaries are concise, ins
curated. It's like having acc
right at my fingertips!

Awesome app!

Rahul Malviya

I love audiobooks but don't always have time to listen to the entire book! bookey allows me to get a summary of the highlights of the book I'm interested in!!! What a great concept !!!highly recommended!

Beautiful App

Alex Walk

This app is a lifesaver for book lovers with busy schedules. The summaries are spot on, and the mind maps help reinforce wh I've learned. Highly recommend!

Free Trial with Bookey

Chapter 7 Summary : Trading Formulas: How to Develop Winning Strategies to Beat the Markets

Trading Formulas: How to Develop Winning Strategies to Beat the Markets

This chapter emphasizes the importance of understanding trading concepts rather than just memorizing strategies. The author shares experiences from his studies to highlight that mastery of concepts allows traders to develop personalized strategies.

The MAEE Formula

The MAEE formula comprises four components for trading price reversals:

-
Market Structure
: Identify whether the market is in accumulation, advancing, distribution, or declining.

-

More Free Book
Scan to Download
Listen It

Area of Value
: Determine potential entry points like support, resistance, or trendlines.
-
Entry Trigger
: Use indicators like candlestick patterns to signal trade entry.
-
Exits
: Plan exit strategies for losses (stop loss) and profits (target profit or trailing stop).

Examples of the MAEE Formula

1.
GBPUSD
: Identifies a declining market structure with a bearish engulfing pattern at resistance as an entry trigger.
2.
Copper
: Points to a potential accumulation stage with a hammer pattern at support.
3.
AUDJPY
: Highlights a bearish engulfing pattern at resistance in a

More Free Book
Scan to Download
Listen It

declining stage.

Bonus Tips for MAEE

- Look for power moves into areas of value indicating potential reversals.
- Strong price rejection signals robust entry points.
- Significant areas attract attention, leading to stronger price reversals.

The MBEE Formula

The MBEE formula is focused on trading breakouts:

- **Market Structure**: Identify the market phase (accumulation or distribution).
- **Buildup**: Look for tight price consolidation indicating low volatility.
- **Entry Trigger**: Place buy orders above breakout points.
- **Exits**

More Free Book
Scan to Download
Listen It

: Manage risk with stop loss and profit management strategies.

Examples of the MBEE Formula

1.
USDCNH
: A buildup at resistance indicates potential strength for a breakout.
2.
Bitcoin
: Higher lows suggest bullish momentum leading to a breakout.
3.
USDCAD
: Analyzed for potential bullish conditions with proper entry signals.

Bonus Tips for MBEE

- Avoid trading into areas with significant buying or selling pressures (traffic).
- Use the 20-period moving average to assess buildups.
- Tighter buildups typically indicate stronger potential

More Free Book
Scan to Download
Listen It

breakouts.

The DERR Formula

The DERR formula is designed for ongoing improvement in trading:

- **Develop Your Trading Plan**
: Create guidelines covering market selection, timeframes, setup conditions, and risk management.
- **Execute**
: Follow your plan and track outcomes.
- **Record**
: Document trade details meticulously to track performance.
- **Review**
: Analyze results to identify successful patterns and avoid common mistakes.

Summary of Key Points

- The MAEE formula aids in creating reversal strategies.

More Free Book
Scan to Download
Listen It

- The MBEE formula helps in designing breakout strategies.
- The DERR formula ensures consistency and facilitates the review and improvement of trading results.

Use these formulas as guiding frameworks and modify them to fit your individual trading style.

More Free Book
Scan to Download
Listen It

Chapter 8 Summary : Advanced Price Action Trading Techniques That Nobody Tells You

Advanced Price Action Trading Techniques That Nobody Tells You

At this stage, you're ready to explore trading independently, but here are nine advanced price action trading techniques to enhance your skills.

Pre-Breakout Technique: Entering a Breakout Early

- The pre-breakout technique allows traders to enter before an actual breakout by looking for price rejection at swing lows on lower time frames.
- Utilize multiple time frame analysis for timing entries and adopt trailing stop-loss methods to capture potential breakouts.

Understanding Trend Types

More Free Book
Scan to Download
Listen It

- Recognize that not all trends are equal; they can be classified into three types:

1. **Strong Trends**: Shallow pullbacks ("d38%); ideal for bre
2. **Healthy Trends**: Noticeable pullbacks ("d50%); good for t
3. **Weak Trends**: Deep pullbacks ("e62%); caution is advis breakouts.

Avoid Trading When Overstretched

- Only look for buying opportunities when the price is near the mean (e.g., the 50-period moving average) to ensure better risk-to-reward ratios.

Identifying Market Strength and Weakness

- Distinct “trending” and “retracement” moves indicate

More Free Book
Scan to Download
Listen It

market strength and weakness. Larger bodies and ranges suggest strength, while smaller ones suggest weakness, providing insights on potential market reversals.

Recognizing Market Exhaustion

- Use the Average True Range (ATR) to determine potential market exhaustion based on historical volatility, helping in filtering reversal trades.

Differentiating Market Behaviors

- Markets can trend or mean-revert. Test which markets suit a trend-following approach to inform trade management strategies (e.g., trailing stops vs. fixed targets).

Higher Time Frame Analysis for Trade Management

- Assess higher time frames to guide trade management decisions, determining whether to hold longer, exit early, or adopt a hybrid strategy.

Understanding Volatility Cycles

More Free Book
Scan to Download
Listen It

- Markets change from low to high volatility. Ideal entry points are often during low volatility phases, offering tighter stop losses and better risk-to-reward opportunities.

Summary

- The pre-breakout technique facilitates early breakout entries.
- Trends are categorized as strong, healthy, or weak.
- Trading should avoid overstretched prices.
- Recognize strength and weakness through trending and retracement patterns.
- ATR indicates potential market movement and exhaustion.
- Different markets exhibit varying behaviors; adapt trading strategies accordingly.
- Use higher time frame analysis for effective trade management.
- Volatility cycles inform the optimal times for entering trades.

More Free Book
Scan to Download
Listen It

Chapter 9 Summary : Trading Examples

Trading Examples

Introduction to Practical Learning

The author shares a personal anecdote about learning through practical experiences instead of theoretical knowledge. Different traders learn differently; thus, using practical examples can enhance understanding.

Breakout Trades

-

NZDJPY Daily

NZDJPY shows signs of a bullish breakout as it approaches resistance at 70.00 with a series of higher lows. A buy stop order is set above resistance, with a stop loss placed 1 ATR below the buildup lows. A trailing stop of 3 ATR will be used if the trade is favorable.

-

More Free Book
Scan to Download
Listen It

EURNZD Daily

EURNZD presents a sell opportunity as it forms a buildup after breaking support. A sell stop order will be placed below the buildup lows, with a stop loss of 1 ATR above the highs. Profit-taking can occur at significant swing low levels.

-

Bitcoin Daily

Bitcoin is also in an accumulation phase near resistance. A buy stop order is indicated above resistance, with a stop loss of 1 ATR below the swing low. Trends are ridden with a trailing stop of 3 ATR following the breakout.

Reversal Trades

-

EURCAD Daily

Install Bookey App to Unlock Full Text and Audio

More Free Book

Scan to Download

Listen It

Ad

Scan to Download

Read, Share, Empower

Finish Your Reading Challenge, Donate Books to African Children.

The Concept

BOOKS FOR AFRICA × ×

This book donation activity is rolling out together with Books For Africa. We release this project because we share the same belief as BFA: For many children in Africa, the gift of books truly is a gift of hope.

The Rule

Earn 100 points → **Redeem a book** → **Donate to Africa**

Your learning not only brings knowledge but also allows you to earn points for charitable causes! For every 100 points you earn, a book will be donated to Africa.

Free Trial with Bookey

Best Quotes from Price Action Trading Secrets by Rayner Teo with Page Numbers

View on Bookey Website and Generate Beautiful Quote Images

Chapter 1 | Quotes From Pages 13-24

1. Following a consistent set of actions leads to consistent results.
2. You must have an edge in the markets.
3. Always take care of your downside.
4. You need money to make money.
5. Trading is a get-rich-slow scheme.

Chapter 2 | Quotes From Pages 25-33

1. Price action trading is about understanding the imbalance between buying and selling pressure so that you can identify trading opportunities and make a profit.
2. If you were trading based on the news, you probably got burned and missed the monster rally.
3. The price is the price – and what you see is what you get.

More Free Book
Scan to Download
Listen It

No formulas, no 'adjustment,' and less manipulation.

4. Only then, would you execute the work on your house. It’s the same for trading. You don’t just blindly place buy and sell orders whenever you feel like it.
5. As a price action trader, price is king—everything else is secondary.

Chapter 3 | Quotes From Pages 34-40

1. The market doesn’t go up and down in a straight line. There’s an ebb and flow to it.
2. If you know what stage the market is at, you’ll never have to second guess whether you should be buying or selling.
3. Just because the market is in an accumulation stage doesn’t mean it will break out higher. It can also break down.
4. If you can identify which stage the market is in, you’ll know whether to be a buyer or seller.
5. You stay out of that market. There are plenty of trading opportunities with “cleaner” market structure.

More Free Book
Scan to Download
Listen It

Scan to Download

Download Bookey App to enjoy

1 Million+ Quotes

1000+ Book Summaries

Free Trial Available!

Download on the App Store

GET IT ON Google Play

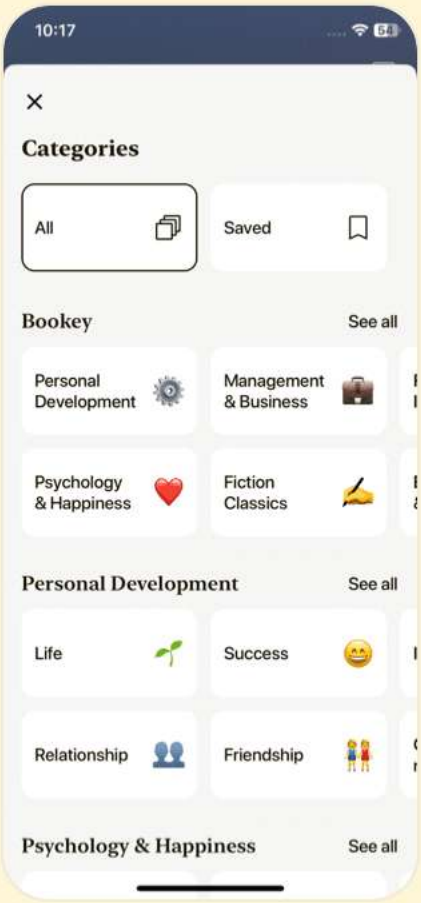

Chapter 4 | Quotes From Pages 41-49

1. The more times support or resistance are tested in a short period of time, the weaker they become
2. You have no idea which group of traders are dominant at any one time and whether what you're seeing is due to the FOMOs or the cheapos.
3. When the price breaks support, it could become resistance.
4. Self-fulfilling prophecy... If enough traders observed a phenomenon and behave in a similar manner, this phenomenon will become true.
5. Observing support and resistance is one way to identify an area of value on your charts.

Chapter 5 | Quotes From Pages 50-63

1. And because it's more 'appealing' than reading numbers and ratios, I was hooked!
2. Eventually, I got burned out trying to cram all these patterns into my head.
3. So remember, if you want to know who's in control, ask yourself, 'Where did the price close relative to the range?'

More Free Book
Scan to Download
Listen It

4. Candlestick patterns give you an idea of who's currently in control of the markets.
5. Candlestick patterns are useful as entry triggers to help you time your entry.

Chapter 6 | Quotes From Pages 64-76

1. You can trade like a king and make sick money, but if you don't manage your risk, it's only a matter of time before you lose it all.
2. The most important rule of trading is to play great defense, not great offence.
3. The secret to risk management lies in this diagram below: If you lose 10% of your trading capital, you'll need to earn 11.11% to get back to breakeven.
4. The secret to risk management is to lose small when you're wrong so you never hit a level of drawdown that's impossible to recover from.
5. There's no best method, strategy, technique, or whatever in trading. There are always pros and cons with any action you choose.

More Free Book
Scan to Download
Listen It

Scan to Download

Download Bookey App to enjoy

1 Million+ Quotes

1000+ Book Summaries

Free Trial Available!

Download on the App Store

GET IT ON Google Play

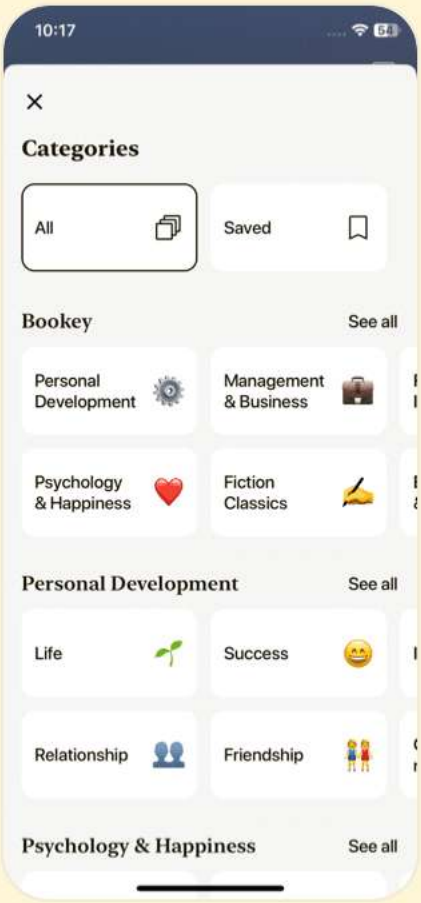

Chapter 7 | Quotes From Pages 77-99

1. The reason is simple: Once you've mastered the concepts, then nothing can trick you because you will know why something works (not just how).
2. Instead of spoon-feeding you specific trading strategies, I'd rather teach you trading formulas, explain the concepts behind them, and show you how you can use these formulas to develop your own trading strategies.
3. You must define the markets to trade or you'll be all over the place (trying to 'shoot' anything that moves).
4. The tighter the buildup, the better. You can think of a buildup as the market storing 'potential' energy for the move that's going to happen later.
5. If you can't measure it, you can't improve it.

Chapter 8 | Quotes From Pages 100-112

1. I want to provide the best so you can survive and have the tools you need to win the war.
2. When the price is forming a buildup, you can go down to a lower time frame and look for price rejection... and if

More Free Book
Scan to Download
Listen It

there’s a price rejection in the lows of a buildup, you can go long on the next candle in the hope that the price will break out of consolidation higher.

3. Not all trends are the same even though they have higher highs and lows. Why? Because it’s the depth of the pullback that matters.
4. If you buy when the price is far above the 50 MA, your stop loss must be below the 50 MA to invalidate your trading setup—and that’s a wide stop loss that offers a poor risk-to-reward ratio.
5. The market doesn’t go up in a straight line. Instead, there’s an ebb and flow to it—it goes up, makes a pullback, then continues higher, and so on.
6. You can do this test on your own to find out which markets have trending or mean-reverting behavior.
7. Keep things simple at the start. When you level up as a trader, you can consider more advanced trade management techniques like this one.
8. The market moves in volatility cycles, from periods of low

More Free Book
Scan to Download
Listen It

volatility to periods of high volatility (and vice versa).

Chapter 9 | Quotes From Pages 113-125

1. Different people have different modes of learning.
2. So don’t bother trying to figure out the best parameter, the best moving average, the best trailing stop loss, the best settings, or any other best choice because there’s no best out there.
3. If you’re looking to ride a trend, you can use a trailing stop. Alternatively, if you want to capture a swing, 1.6600 is an area where you'll want to consider taking profits because it’s a major swing low, and buying pressure could step in.
4. Clearly, the traders who shorted the breakdown are in the red now.
5. Your risk-to-reward ratio is only one part of the equation. The other is your winning rate.
6. Even if there are no trading opportunities in your time frame, it doesn’t mean there are no opportunities for other participants because their time frames might be different.
7. Trade management... you must take this into consideration

More Free Book
Scan to Download
Listen It

(something most traders neglect).

More Free Book
Scan to Download
Listen It

Scan to Download

Download Bookey App to enjoy

1 Million+ Quotes

1000+ Book Summaries

Free Trial Available!

Download on the App Store

GET IT ON Google Play

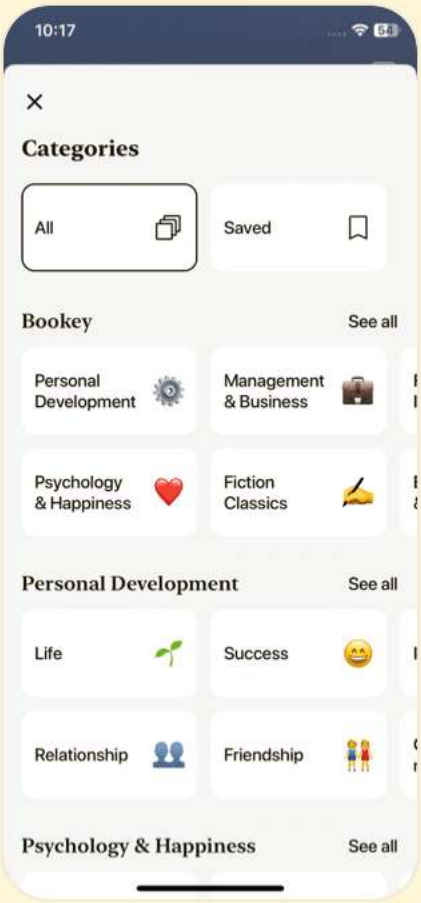

Price Action Trading Secrets Questions

View on Bookey Website

Chapter 1 | The Natural Laws of Trading That Nobody Tells You| Q&A

1.Question

What is the fundamental principle that distinguishes a consistent trader from an inconsistent one?

Answer:A consistent trader must follow a consistent set of actions. This means adhering to a trading strategy and not deviating from it, especially during losing streaks. Deviations, like removing stop losses or doubling down, prevent consistency and lead to erratic results.

2.Question

Why is having an edge in trading so crucial?

Answer:Having an edge means your trading strategy must offer a statistical advantage in the market. For example, consistently winning on heads while losing less on tails provides an edge, ensuring profitability in the long run.

More Free Book

Scan to Download

Listen It

Without this edge, even disciplined traders may struggle to be profitable.

3.Question

How does the law of large numbers impact trading results?

Answer:The law of large numbers explains that while your trading results may seem random in the short term, they will align with the expected probabilities in the long run. This means you should not abandon a strategy after a few losing trades, as the longer you trade, the more your results will reflect the expectancy of your system.

4.Question

What role does risk management play in trading success?

Answer:Effective risk management is vital for guarding against significant losses. For instance, a trader who risks a small percentage of their account can survive losing streaks, while one who risks too much can blow up their account. Consistent profits are impossible without proper downside protection.

More Free Book
Scan to Download
Listen It

5.Question

How can a trader leverage compounding to build wealth over time?

Answer:Compounding involves reinvesting profits rather than withdrawing them. By doing so, even a modest annual return can lead to exponential growth. For instance, starting with $100,000 and achieving a 20% annual return without withdrawals can escalate to over $23 million in 30 years.

6.Question

Why should traders avoid searching for the 'best' trading strategy?

Answer:There is no definitive 'best' trading strategy as what works best is subjective and varies based on individual goals and market conditions. Instead, traders should identify their specific goals and choose a strategy that aligns with those objectives.

7.Question

What does it mean that no trading strategy works all the time?

Answer:Market conditions are always fluctuating; thus, a

More Free Book
Scan to Download
Listen It

strategy that works during a bullish trend may not perform well in a bearish market. Traders should prepare for cycles of gains and losses, focusing on maintaining their profits during favorable times.

8.Question

What misconceptions do people have about trading that could hinder their success?

Answer:Many believe trading is a quick way to get rich, but it is a gradual process that requires patience, discipline, and consistent strategies. Expecting to make money quickly often leads to poor decision-making and increased risk.

9.Question

How can high trading frequency contribute to profitability?

Answer:The frequency of trades affects the law of large numbers; the more trades a trader makes, the more likely their real results will reflect the expected probabilities. However, retail traders face difficulties in maintaining high frequency due to market limitations and transaction costs.

More Free Book
Scan to Download
Listen It

10.Question

What key takeaway can traders implement for long-term success?

Answer:Traders should treat trading as a long-term business endeavor, focusing on building their account through compounded growth, effective risk management, and maintaining consistency in their trading actions.

Chapter 2 | What is Price Action Trading and How Does it Work?| Q&A

1.Question

What is the fundamental idea behind price action trading?

Answer:The fundamental idea behind price action trading is understanding the imbalance between buying and selling pressure. It's not simply that there are more buyers than sellers that drives prices; rather, it's the intensity of selling versus buying that determines price movements.

2.Question

How can understanding price action help traders time

More Free Book
Scan to Download
Listen It

their entries and exits?

Answer:By analyzing price movements and patterns, traders can identify when buying or selling pressure is likely to increase, allowing for more precise timing on when to enter or exit positions.

3.Question

What are the advantages of focusing solely on price rather than fundamental news?

Answer:Focusing on price enables traders to see the market's objective reality without the noise of potentially misleading news. For instance, despite AMD’s negative earnings reports, its stock climbed significantly, highlighting that price movements can sometimes diverge from news-driven narratives.

4.Question

Why might relying on trading indicators be problematic?

Answer:Trading indicators can lag behind the market and can be manipulated through their settings, potentially leading to inconsistent results. Price action, however, provides direct

More Free Book
Scan to Download
Listen It

visibility into market behavior without the complications introduced by formulas.

5.Question

What is the importance of having a trading framework?

Answer:Having a trading framework is critical because it guides traders in their decision-making, just like a blueprint does for building a house. It ensures that trades are executed based on analysis rather than impulse, leading to better results.

6.Question

What are some of the downsides of price action trading?

Answer:The major downsides include the difficulty in performing accurate backtests, the time required to validate trading strategies through forward testing, and the inherent subjectivity in interpreting price movements.

7.Question

How does bias affect backtesting in price action trading?

Answer:Bias affects backtesting because traders often interpret historical data to fit their preconceived notions. This

More Free Book
Scan to Download
Listen It

subjective skew can lead to unreliable performance metrics, as traders might overlook losing trades while focusing only on profitable ones.

8.Question

What makes price action trading different from other trading strategies?

Answer:Price action trading is not a rigid strategy but rather a flexible framework that adapts to various market conditions, allowing traders to respond dynamically rather than relying on fixed rules.

9.Question

Why is it necessary to minimize subjectivity in price action trading?

Answer:Minimizing subjectivity is crucial for consistency in trading outcomes. When different traders interpret the same chart differently, it can lead to varied trade decisions and results, which emphasizes the need for a structured framework.

10.Question

What is the next step after understanding what price

More Free Book
Scan to Download
Listen It

action trading is?

Answer:The next step is to explore market structure, which will help traders understand how market movements occur and better inform their decisions about whether to buy, sell, or remain out of the market.

Chapter 3 | Market Structure: Decoding the Secret Behavior of the Markets| Q&A

1.Question

What are the key stages of market structure that traders should be aware of?

Answer:There are four key stages: 1. Accumulation Stage - Occurs after a price decline; buyers step in and the price stabilizes. 2. Advancing Stage - Follows a breakout from accumulation; characterized by higher highs and lows, indicating a potential uptrend. 3. Distribution Stage - Occurs after a price advance; the market becomes range-bound as sellers enter. 4. Declining Stage - Follows a breakdown from distribution; marked by

More Free Book
Scan to Download
Listen It

lower highs and lows, indicating a potential downtrend.

2.Question

How can understanding market structure improve trading decisions?

Answer:By recognizing which stage the market is in, traders can determine whether to buy, sell, or stay out. For instance, in an accumulation stage, a trader can look for buying opportunities as the price may break higher, while in a declining stage, the focus would shift to shorting opportunities as the market trends lower.

3.Question

What is meant by 'accumulation stage' in market structure, and what should one look for?

Answer:The accumulation stage occurs after a decline and appears as a range market within a downtrend. Key features to identify include: prolonged price decreases, evident areas of support and resistance, and a flattening 200-day moving average. Here, smart money accumulates positions in

More Free Book
Scan to Download
Listen It

anticipation of future price increases.

4.Question

Why is it important to recognize when a market is in a distribution stage?

Answer:Recognizing the distribution stage is crucial because it indicates the potential for a price reversal. During this stage, smart money is likely selling off positions in anticipation of lower prices, signaling to traders to potentially prepare for shorting opportunities before a downtrend begins.

5.Question

What action should a trader take if market structure is unclear?

Answer:If the market structure is not clear, traders should refrain from entering trades. It's important to avoid forcing trades and instead wait for clearer opportunities, as clear market structure often leads to more reliable trading signals.

6.Question

What happens if a market does not break out higher during the accumulation stage?

More Free Book
Scan to Download
Listen It

Answer:If the market does not break out higher during the accumulation stage, it could break down, and the downtrend may resume. This highlights the importance of viewing trading as a matter of probabilities, where certainties should not be assumed.

7.Question

How does the 200-day moving average assist in identifying market stages?

Answer:The 200-day moving average serves as a significant indicator of market health across the stages. In accumulation, it flattens; in advancing stages, it points up; in distribution, it flattens again; and in declining stages, it points downward. Observing its movement helps traders assess the prevailing trend.

8.Question

What can a trader expect in the advancing stage, and what should they look for?

Answer:In the advancing stage, traders can expect the price to break out of resistance, forming an uptrend marked by

More Free Book
Scan to Download
Listen It

higher highs and lows. Traders should look for buying opportunities, particularly after pullbacks to support levels or at breakout points.

9.Question

What is the overall takeaway about market structure and trading?

Answer:Understanding market structure allows traders to navigate different market conditions effectively, knowing when to buy, sell, or refrain from trading. This strategic insight can significantly enhance trading performance and decision-making.

More Free Book
Scan to Download
Listen It

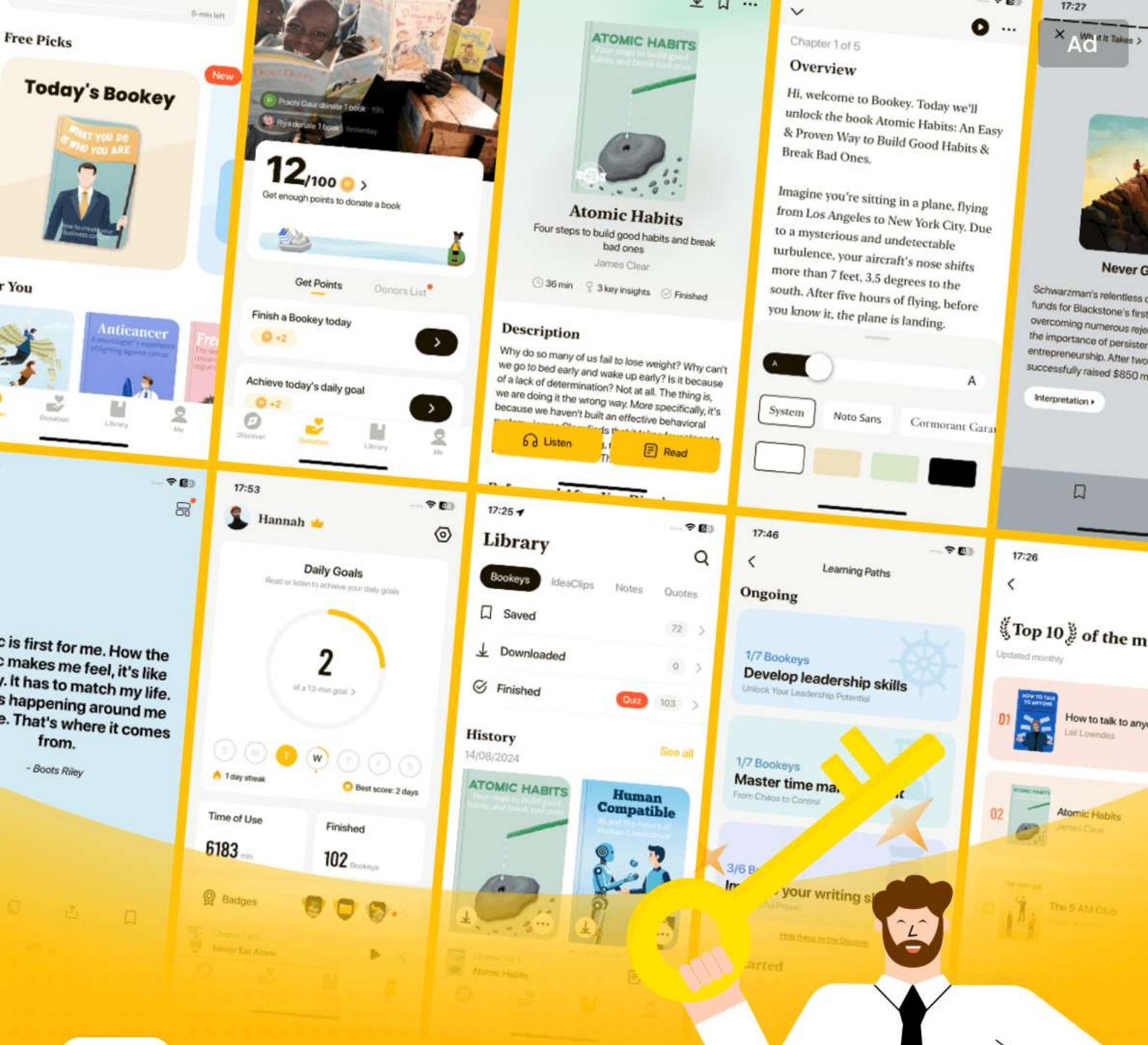

World' best ideas unlock your potential

Free Trial with Bookey

Scan to download

Download on the App Store

GET IT ON Google Play

Chapter 4 | The Truth About Support and Resistance| Q&A

1.Question

What is the fundamental concept behind support and resistance in trading?

Answer:Support and resistance are essential areas on trading charts where potential buying (support) or selling (resistance) pressure can emerge. They guide traders to buy low and sell high.

2.Question

How should one approach identifying support and resistance levels on a chart?

Answer:Traders should look at at least 300 candles, identify the most apparent levels, and aim for as many 'touches' as possible without overthinking.

3.Question

Why do support and resistance levels weaken over time?

Answer:The more a support or resistance level is tested, the more orders get filled, leading to a depletion of buying or selling pressure, which raises the likelihood of a breakout.

More Free Book
Scan to Download
Listen It

4.Question

How can FOMO and 'cheapo' traders influence price movements at support and resistance levels?

Answer:FOMO traders might quickly enter at support due to fear of missing out, while 'cheapo' traders hold out for the best possible price at the lowest point of support. Their simultaneous actions create volatility around these levels.

5.Question

What happens to support when it is broken, and why?

Answer:Once support is broken, it often becomes resistance, primarily because losing traders might attempt to exit their positions at breakeven, generating selling pressure at the former support level.

6.Question

What should one consider regarding the breakout of resistance or support?

Answer:Resistance tends to break during an uptrend, while support tends to break in a downtrend. Higher lows into resistance indicate buyer strength, whereas lower highs into support indicate seller weakness.

More Free Book

Scan to Download

Listen It

7.Question

Can support and resistance levels be seen as fixed points, or how should they be viewed?

Answer:Support and resistance levels should be seen as areas rather than fixed lines, acknowledging that price may reverse anywhere within those zones.

8.Question

How can you further identify areas of value beyond just observing support and resistance?

Answer:Areas of value can also be identified using tools like moving averages, trendlines, and channels, which help forecast potential price action.

9.Question

What does the concept of self-fulfilling prophecy mean in trading, specifically in relation to support and resistance?

Answer:If enough traders anticipate that a broken support level will act as resistance, their collective actions can cause the price to react accordingly, effectively creating that resistance based on shared expectations.

Chapter 5 | How to Master Candlestick Patterns

More Free Book
Scan to Download
Listen It

Like a Pro| Q&A

1.Question

What inspired Rayner Teo to learn about candlestick patterns?

Answer:Rayner was inspired to learn about candlestick patterns while serving in the army when he came across the book "Japanese Candlestick Charting Techniques" by Steve Nison. This book presented a different approach to the financial markets, capturing his interest and leading him to shift his focus from fundamental analysis to candlestick charting.

2.Question

Why did Rayner Teo find memorizing candlestick patterns exhausting?

Answer:Rayner found memorizing candlestick patterns exhausting because there were numerous patterns, and despite his efforts to cram them into his head, he struggled to make consistent profits from trading them.

More Free Book
Scan to Download
Listen It

3.Question

How do candlestick patterns indicate market control?

Answer:Candlestick patterns indicate market control by showing the relationship between the opening and closing prices, as well as their positions within the price range. For example, if a bullish candle closes near the highs of its range, it suggests that buyers are in control.

4.Question

What are the two essential questions Rayner suggests asking to understand candlestick patterns?

Answer:The two essential questions are: 1) 'Where did the price close relative to the range?' to determine who is currently in control, and 2) 'What’s the size of the candlestick pattern relative to the earlier ones?' to assess the strength behind the move.

5.Question

How can understanding candlestick patterns enhance trading strategies?

Answer:Understanding candlestick patterns can enhance trading strategies by providing precise entry triggers for

More Free Book
Scan to Download
Listen It

trades. They help traders time their entries accurately when combined with insights from market structure and areas of value.

6.Question

What is the historical significance of Japanese candlestick patterns?

Answer:Japanese candlestick patterns originated from Munehisa Homma, a rice trader in the 1700s and were later introduced to the Western world by Steve Nison, which represented a significant evolution in trading techniques and charting methods.

7.Question

What role does context play when trading based on candlestick patterns?

Answer:Context plays a critical role in trading based on candlestick patterns, as traders must consider the overall market structure, support and resistance levels, and not rely on candlestick patterns in isolation for making trading decisions.

More Free Book
Scan to Download
Listen It

8.Question

What is a bullish engulfing pattern and why is it significant?

Answer:A bullish engulfing pattern is a two-candle reversal pattern formed after a price decline, where the second candle completely engulfs the first, indicating that buyers have overwhelmed sellers and are now in control.

9.Question

How does Rayner Teo suggest traders handle the abundance of candlestick patterns?

Answer:Rayner suggests that rather than memorizing all candlestick patterns, traders should focus on understanding the basic concepts, and applying the two key questions to analyze any pattern they encounter.

10.Question

What types of candlestick patterns are discussed in this chapter?

Answer:The chapter discusses several candlestick patterns, including bullish patterns like the hammer, bullish engulfing, and morning star, as well as bearish patterns such as the

More Free Book
Scan to Download
Listen It

shooting star, bearish engulfing, and evening star.

Chapter 6 | The Secret to Risk and Trade Management| Q&A

1.Question

Why is risk management crucial in trading?

Answer:Without proper risk management, you can quickly lose the profits you've made and end up blowing your trading account. The story of the trader who earned a million dollars but is now driving a cab illustrates that trading success is not just about making money but also about preserving it.

2.Question

What can happen if you ignore stop-loss orders?

Answer:You risk a situation where emotional decisions can lead you to hold onto losing trades longer than you should, potentially wiping out your capital. Institutions use stop loss hunting to their advantage. If you place your stop loss at obvious levels, you could easily get stopped out, losing money.

More Free Book
Scan to Download
Listen It

3.Question

How should I set my stop loss?

Answer:Set your stop loss at a level that invalidates your trading setup and lean against barriers like support and resistance. Use a buffer, adjusting for the Average True Range (ATR), to avoid getting stopped out by small price fluctuations.

4.Question

What is an optimal position size and why is it important?

Answer:The optimal position size ensures you only risk a small percentage of your trading account on each trade, typically recommended as 1%. This method limits your losses and allows for long-term survival in trading.

5.Question

How can I capture a swing in trading?

Answer:Look for areas of resistance or support to exit your trades before opposing pressure hits, ensuring that you lock in profits before any potential market reversal.

6.Question

What is the best approach to ride a trend?

More Free Book
Scan to Download
Listen It

Answer:To ride a trend successfully, use a trailing stop loss by progressively moving your stop loss to protect gains as the market moves in your favor. This method can maximize profits but requires psychological resilience against the potential of giving back some profits.

7.Question

How can I combine swing trading and trending methods?

Answer:Adopt a hybrid approach: take partial profits at resistance while holding onto some of your position to capture potential breakouts. Just ensure not to exit too much of your position so that you allow for significant gains if the trend continues.

8.Question

What's the key takeaway about trading methods?

Answer:There's no perfect method or strategy in trading; each has its advantages and disadvantages. It's essential to find a method that resonates with you and that you can execute consistently.

9.Question

What does the summary emphasize about trading

More Free Book
Scan to Download
Listen It

success?

Answer:The summary emphasizes that having a solid trading strategy is not enough; without effective risk management, even the best strategies can fail. Proper stop-loss implementation, position sizing, and exit strategies are critical to maintaining profitability.

More Free Book

Scan to Download

Listen It

Ad

Scan to Download

Try Bookey App to read 1000+ summary of world best books

Unlock 1000+ Titles, 80+ Topics

New titles added every week

Brand | Leadership & Collaboration | Time Management | Relationship & Communication

ness Strategy | Creativity | Public | Money & Investing | Know Yourself | Positive P

Entrepreneurship | World History | Parent-Child Communication | Self-care | Mind & Spi

Insights of world best books

Free Trial with Bookey

Chapter 7 | Trading Formulas: How to Develop Winning Strategies to Beat the Markets| Q&A

1.Question

What is the key to developing successful trading strategies according to Rayner Teo?

Answer:The key is to focus on understanding the concepts behind trading rather than just memorizing specific strategies or tactics. This conceptual understanding allows you to create strategies that fit your individual trading style.

2.Question

How does the MAEE formula aid in trading?

Answer:The MAEE formula stands for Market Structure, Area of Value, Entry Trigger, and Exits. It helps traders assess the market and identify potential trades based on reversals. By understanding and applying each component, traders can make more informed decisions.

3.Question

What is the significance of the 'Area of Value' in the MAEE formula?

More Free Book
Scan to Download
Listen It

Answer:The 'Area of Value' helps traders identify entry points for trades. It encompasses support and resistance levels where price action may reverse or consolidate, guiding traders on where to enter based on potential buying or selling pressure.

4.Question

Why is it essential to focus on exit strategies when trading?

Answer:Exit strategies are crucial to protect profits and minimize losses. Traders must know when to exit a losing trade to prevent significant losses and when to take profits to secure gains.

5.Question

What does the DERR formula represent, and why is it important?

Answer:The DERR formula stands for Develop, Execute, Record, and Review. It provides a structured approach to trading that emphasizes the need for a trading plan, disciplined execution, diligent record-keeping, and regular

More Free Book
Scan to Download
Listen It

review, ultimately aiming to improve trading consistency and effectiveness.

6.Question

How can traders assess the effectiveness of their trading strategy?

Answer:Traders can evaluate their strategies by analyzing their trading journal, calculating metrics such as expectancy, and identifying patterns in winning and losing trades. This allows them to refine their approach and focus on strategies that yield the best results.

7.Question

What role do trading journals play in a trader's success?

Answer:Trading journals are essential for tracking performance, evaluating the outcomes of trades, and identifying patterns that lead to wins or losses. They serve as a valuable tool for reflection and continuous improvement in trading performance.

8.Question

What insights can be gained from recording and analyzing trades?

More Free Book
Scan to Download
Listen It

Answer:By recording trades, traders can identify successful setups that lead to wins and recognize patterns or mistakes that result in losses. This retrospective analysis enables traders to refine their strategies and enhance their trading performance.

9.Question

Why should traders avoid trading into 'traffic' according to Rayner Teo?

Answer:Avoiding 'traffic' means steering clear of trading setups where there is likely strong opposition, such as selling into support or buying into resistance. This approach increases the likelihood of successful trades with fewer obstacles in the price path.

10.Question

How does the concept of a 'buildup' contribute to breakout trading strategies?

Answer:A 'buildup' denotes a period of low volatility accompanied by tight price consolidation. Identifying these buildups indicates potential strength in the market, leading

More Free Book
Scan to Download
Listen It

traders to make informed decisions when anticipating a breakout.

Chapter 8 | Advanced Price Action Trading Techniques That Nobody Tells You| Q&A

1.Question

What is the pre-breakout technique and how can it be applied effectively?

Answer:The pre-breakout technique allows traders to enter potential breakouts before they actually occur by observing price rejection at support levels within lower time frames. For example, when the market is consolidating, you might notice on a lower time frame that price bounces off a swing low, indicating a potential upcoming breakout. By entering at that level, you can position yourself advantageously just before the actual breakout happens.

2.Question

Why is it important to differentiate between strong, healthy, and weak trends?

More Free Book
Scan to Download
Listen It

Answer:Understanding the types of trends is essential because they indicate different market behaviors. A strong trend features shallow pullbacks, making breakouts more reliable. A healthy trend has moderate pullbacks where trade entries can be timed effectively. Conversely, in a weak trend, deeper pullbacks signal caution; entering breakouts here often leads to losses. Recognizing these nuances helps traders adjust their strategies accordingly.

3.Question

How can the Average True Range (ATR) indicator assist traders in making decisions?

Answer:The ATR helps traders gauge market volatility, which is crucial for setting realistic profit targets and stop-loss levels. If the ATR indicates a consistent price movement of 100 pips, it suggests the market's average daily range. By combining ATR with other market factors, traders can identify high-probability reversal points when the market is near its daily movement threshold.

4.Question

More Free Book
Scan to Download
Listen It

What insights can be gained from applying a trend-following system to different markets?

Answer:By applying a trend-following system to markets like GBP/USD and AUD/CAD, traders can observe the behavior of these currencies under the same trading strategy. For GBP/USD, a clear upward equity curve indicates consistent trending behavior, while a declining equity curve for AUD/CAD reveals a mean-reverting nature. This understanding enables traders to tailor their strategies and trade management effectively based on the market conditions.

5.Question

Why do professional traders prefer entering trades in low-volatility environments?

Answer:Professional traders favor low-volatility situations because they allow for tighter stop-loss placements and improved risk-to-reward ratios. In low-volatility environments, the likelihood of significant price movements increases, making it easier to capitalize on favorable

More Free Book
Scan to Download
Listen It

conditions while minimizing risk.

6.Question

What should traders consider when managing trades based on higher time frame analysis?

Answer:When evaluating higher time frames, traders should consider the overall trend direction and market phases such as accumulation or distribution. For instance, in a strong uptrend, traders could extend their positions, but in potential distribution phases, they should consider exiting before resistance levels. This method ensures effective trade management aligned with broader market conditions.

7.Question

How does the ebb and flow of the market affect trading strategies?

Answer:The market's fluctuating nature leads to varying strength in trends versus retracements. Recognizing whether price movements indicate strong trending phases or weak retracements allows traders to optimize their entries and exits, spotting where to capitalize on price movements and

More Free Book
Scan to Download
Listen It

where to be cautious.

8.Question

What is the significance of understanding market cycles in trading?

Answer:Understanding market cycles, especially the transitions between low and high volatility, is vital for anticipating significant price movements. Acknowledging that high volatility often leads to quieter phases can help traders avoid traps associated with noise and make more informed decisions during quieter times.

Chapter 9 | Trading Examples| Q&A

1.Question

What did Rayner learn from James during his time in the army?

Answer:Rayner learned that different people have different modes of learning, and practical examples often help individuals grasp concepts better than theory.

2.Question

How does Rayner suggest traders approach learning from

More Free Book
Scan to Download
Listen It

his trading strategies?

Answer:He advises traders to take what is useful for them, disregard what is irrelevant, and adapt the concepts to develop their own trading plan.

3.Question

What is the importance of setting a stop loss 1 ATR above previous highs or below previous lows?

Answer:Setting a stop loss at 1 ATR provides enough room to avoid being stopped out by sudden market spikes, ensuring the trade has breathing space.

4.Question

Why might a trader choose to avoid entering a trade, according to Rayner's analysis?

Answer:A trader might avoid entering a trade if the market is considered to be in 'no man's land' or lacks clear structures for setting stop losses, leading to poor risk-to-reward ratios.

5.Question

What lesson should traders take regarding their risk-to-reward ratios?

Answer:Traders should focus on obtaining a favorable

More Free Book
Scan to Download
Listen It

risk-to-reward ratio and adjust their strategies according to their winning rates rather than adhering to a single 'best' ratio.

6.Question

What is the significance of the '20 MA' when analyzing trends?

Answer:The 20 moving average can indicate the market's strength; in an uptrend, the price tends to stay above it, while in a range market, it may not provide clear trading signals.

7.Question

How should traders manage their trades when the price moves in their favor but doesn't hit the target immediately?

Answer:Traders should consider adjusting their stop loss to break even, exit part of their position, or hold onto the trade until their stop loss is triggered, with no definitive right or wrong choice.

8.Question

What should traders do when a market is in an advancing stage without a clear entry point?

More Free Book
Scan to Download
Listen It

Answer:Traders should wait for a price re-test of previous resistance, which may turn into support, or a buildup formation that allows for a breakout entry.

9.Question

How does Rayner conclude his thoughts on trading and learning?

Answer:He emphasizes that even though the book is ending, the learning process continues, urging traders to remain students of the markets as they discover new strategies and methods.

More Free Book

Scan to Download

Listen It

Ad

Scan to Download

Why Bookey is must have App for Book Lovers

30min Content
The deeper and clearer interpretation we provide, the better grasp of each title you have.

Text and Audio format
Absorb knowledge even in fragmented time.

Quiz
Check whether you have mastered what you just learned.

And more
Multiple Voices & fonts, Mind Map, Quotes, IdeaClips...

Free Trial with Bookey

Price Action Trading Secrets Quiz and Test

Check the Correct Answer on Bookey Website

Chapter 1 | The Natural Laws of Trading That Nobody Tells You| Quiz and Test

1. To achieve consistent results in trading, one should adhere to a consistent strategy. Deviating during losing streaks can lead to impulsive decisions that undermine your trading performance.
2. There is a universally 'best' trading strategy that works for every trader in any market condition.
3. Trading should be viewed as a long-term endeavor rather than a quick scheme for wealth.

Chapter 2 | What is Price Action Trading and How Does it Work?| Quiz and Test

1. Price action trading focuses primarily on the number of buyers versus sellers in the market.
2. Traders should always consider fundamental news when using price action trading strategies.

More Free Book
Scan to Download
Listen It

3. Price action trading provides insights that are free from distortions caused by trading indicators.

Chapter 3 | Market Structure: Decoding the Secret Behavior of the Markets| Quiz and Test

1. The accumulation stage occurs after at least five months of price decline.
2. In the distribution stage, the price is characterized by higher highs and lows.
3. The declining stage begins when the price breaks below support from the distribution stage.

More Free Book
Scan to Download
Listen It

Scan to Download

Download Bookey App to enjoy

1000+ Book Summaries with Quizzes

Free Trial Available!

Download on the App Store

GET IT ON Google Play

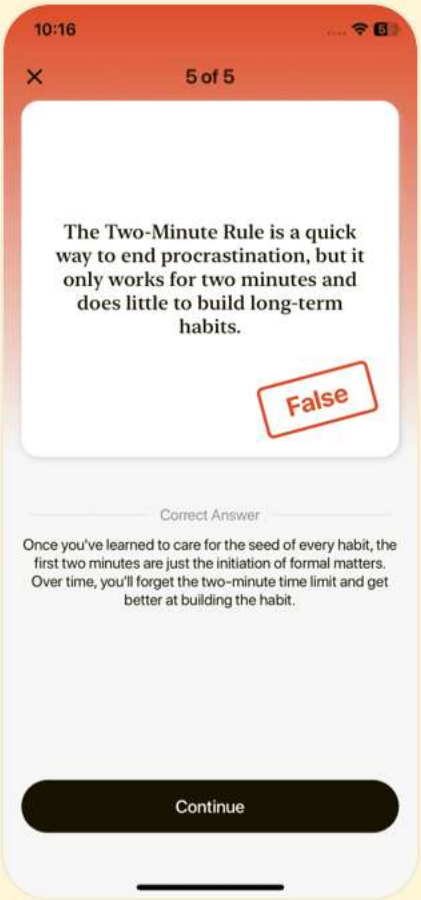

Chapter 4 | The Truth About Support and Resistance| Quiz and Test

1. Support is a level where selling pressure may push prices lower.
2. The more frequently support or resistance is tested, the weaker the level becomes.
3. Support and resistance should be treated as strict lines rather than areas.

Chapter 5 | How to Master Candlestick Patterns Like a Pro| Quiz and Test

1. Candlestick patterns were originally developed by a Japanese rice trader named Munehisa Homma in the 1700s.
2. A bullish engulfing pattern consists of one candle that fully engulfs the previous one.
3. Candlestick patterns should be used in isolation for trading decisions.

Chapter 6 | The Secret to Risk and Trade Management| Quiz and Test

1. Risk management in trading is only important

More Free Book
Scan to Download
Listen It

during market downturns.

2. Traders should place stop losses close to support or resistance levels to avoid being stop hunted.
3. A position size in forex can be calculated using the formula: Position size = Amount risking / (stop loss * value per pip).

More Free Book
Scan to Download
Listen It

Scan to Download

Download Bookey App to enjoy

1000+ Book Summaries with Quizzes

Free Trial Available!

Download on the App Store

GET IT ON Google Play

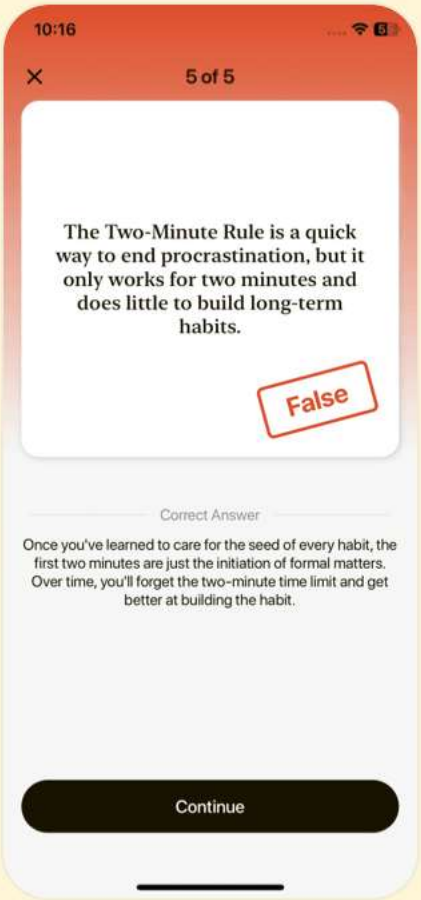

Chapter 7 | Trading Formulas: How to Develop Winning Strategies to Beat the Markets| Quiz and Test

1. The MAEE formula focuses primarily on trading breakouts.
2. The DERR formula emphasizes the importance of creating a trading plan and reviewing results for ongoing improvement.
3. Indicators like candlestick patterns are used as entry triggers in the MAEE formula.

Chapter 8 | Advanced Price Action Trading Techniques That Nobody Tells You| Quiz and Test

1. The pre-breakout technique allows traders to enter a trade after an actual breakout has occurred.
2. Trends can be classified into three types: strong trends, healthy trends, and weak trends.
3. Traders should look for buying opportunities when the price is far from the mean (e.g., the 50-period moving average).

More Free Book
Scan to Download
Listen It

Chapter 9 | Trading Examples| Quiz and Test

1. The author suggests that practical experiences are more beneficial for learning than theoretical knowledge.
2. A sell stop order for EURNZD is placed above the buildup lows.
3. The author recommends trading the S&P 500 despite the absence of a clear area of value.

More Free Book
Scan to Download
Listen It

Scan to Download

Download Bookey App to enjoy

1000+ Book Summaries with Quizzes

Free Trial Available!

Download on the App Store
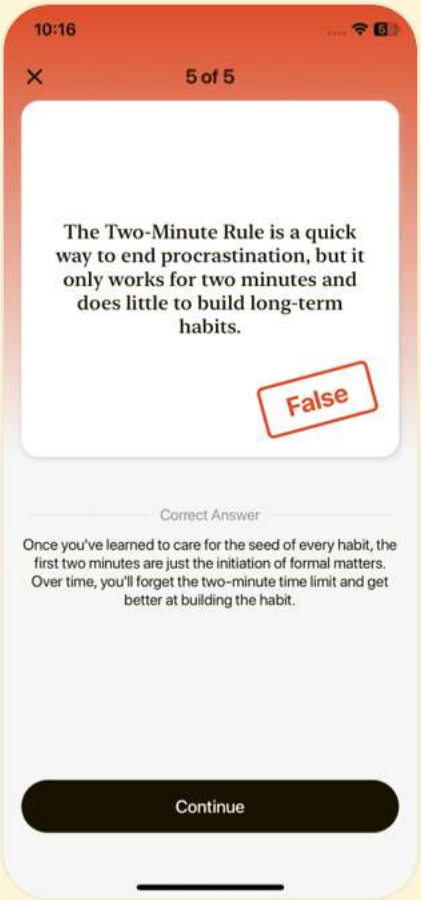
GET IT ON Google Play